

# Product data sheet

Specifications



Power relay, SE Relays, 30A, 1NO, 24VAC, LED, flag indicator, locking push button, blade terminal, plug-in socket mount

725AXXB4L-24A

! Discontinued

! Discontinued on: Oct 22, 2024

**Product availability: Non-Stock - Not normally stocked in distribution facility**

## Main

Range of Product	Harmony Electromechanical Relays
Series name	Power
Product or Component Type	Plug-in relay
Contacts type and composition	1 NO
Network Frequency	50/60 Hz
Local signalling	LED indicator Flag

## Complementary

class number	725
Minimum switching current	100 mA 5 V DC
Nominal input voltage	20.4...26.4 V AC 50/60 Hz
Electrical durability	100000 cycles resistive IEC
Dielectric strength	4000 V AC between coil and contact
Control Type	Lockable test button
Coil resistance	275 Ohm
Average coil consumption	2.50 VA
Wire stripping length	0.3 in (8 mm)
Response Time	30 ms
Associated fuse rating	32 A gG at 400 V coordination type 2 for power circuit
Short-circuit current	3 kA
Average pole impedance	2 mOhm
Maximum switching voltage	240 V CE 277 V UL
Drop-out voltage threshold	AC
Rated power in W	1.5 kW 120 V tungsten
Rated power in hp	3 hp 277 V AC 1.5 hp 120 V AC

Price is "List Price" and may be subject to a trade discount – check with your local distributor or retailer for actual price.

<b>[Ie] rated operational current</b>	30 A at 277 V AC (on resistive load) conforming to UL 30 A at 240 V AC (general purpose) conforming to UL 30 A at 30 V DC (on resistive load) conforming to UL 30 A at 240 V AC (on resistive load) conforming to IEC 30 A at 28 V DC (on resistive load) conforming to IEC
<b>Mechanical durability</b>	5000000 cycles
<b>Mounting Support</b>	Plug-in
<b>Contacts material</b>	Silver alloy contacts
<b>Width</b>	1.3 in (33.1 mm)
<b>Height</b>	2.0 in (50 mm)
<b>Depth</b>	2.09 in (53.05 mm)
<b>Net Weight</b>	4.2 oz (120 g)

## Environment

<b>Standards</b>	IEC 60947-1 UL 60947-4-1A
<b>Product Certifications</b>	UL CSA CE
<b>Ambient Air Temperature for Storage</b>	-67...212 °F (-55...100 °C)
<b>Ambient Air Temperature for Operation</b>	-4...131 °F (-20...55 °C)

## Ordering and shipping details

<b>Category</b>	US10CP221127
<b>Discount Schedule</b>	0CP2
<b>GTIN</b>	3606480278815
<b>Returnability</b>	No

## Packing Units

<b>Unit Type of Package 1</b>	PCE
<b>Nbr. of units in pkg.</b>	1
<b>Package 1 Height</b>	1.30 in (3.31 cm)
<b>Package 1 Width</b>	2.0 in (5 cm)
<b>Package 1 Length</b>	2.00 in (5.08 cm)
<b>Package weight(Lbs)</b>	4.2 oz (120 g)


## Environmental Data

Schneider Electric aims to achieve Net Zero status by 2050 through supply chain partnerships, lower impact materials, and circularity via our ongoing "Use Better, Use Longer, Use Again" campaign to extend product lifetimes and recyclability.

[Environmental Data explained >](#)

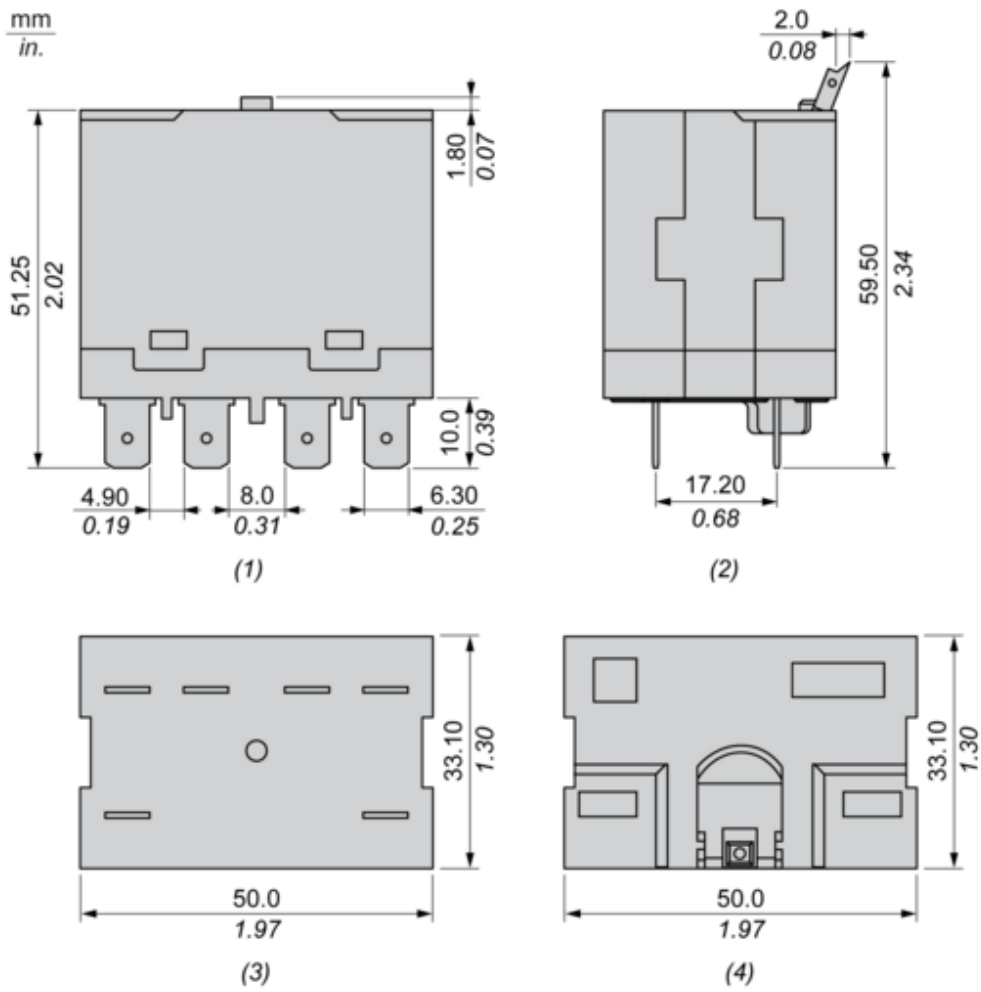
[How we assess product sustainability >](#)

### Use Better

 <b>Materials and Substances</b>	
Packaging made with recycled cardboard	Yes
Packaging without single use plastic	No
<a href="#">EU RoHS Directive</a>	Pro-active compliance (Product out of EU RoHS legal scope)
REACH Regulation	<a href="#">REACH Declaration</a>
California proposition 65	<b>WARNING:</b> This product can expose you to chemicals including: Nickel compounds, which is known to the State of California to cause cancer, and Di-isodecyl phthalate (DIDP), which is known to the State of California to cause birth defects or other reproductive harm. For more information go to <a href="http://www.P65Warnings.ca.gov">www.P65Warnings.ca.gov</a>

Dimensions Drawings

Dimensions

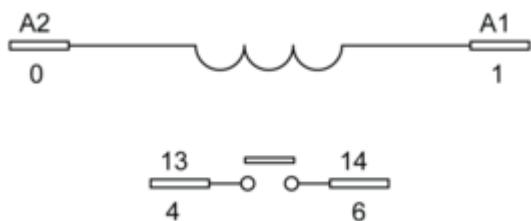


- (1) : Back View
- (2) : Side View
- (3) : Bottom view
- (4) : Top view

Connections and Schema

Wiring

---



Technical Illustration

Dimensions

---

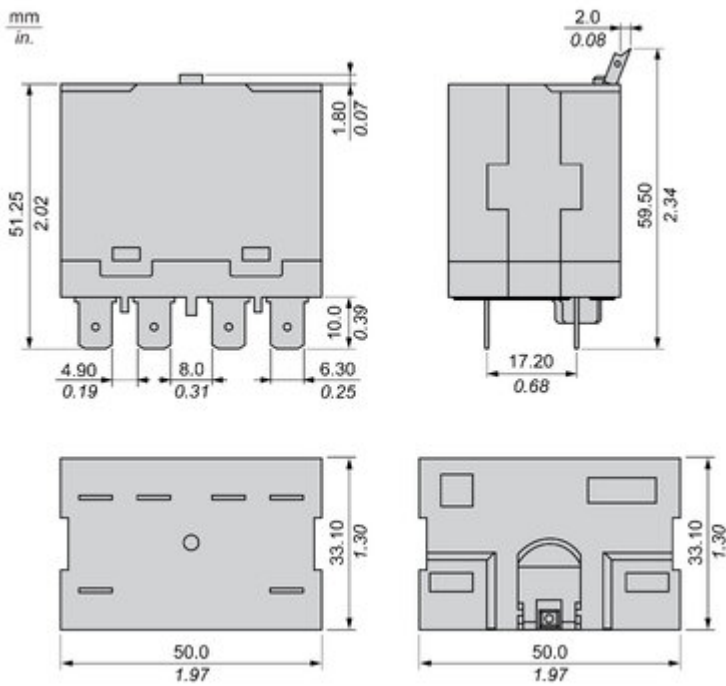


Image of product / Alternate images

Alternative

---





Image of product in real life situation

